


**GB**


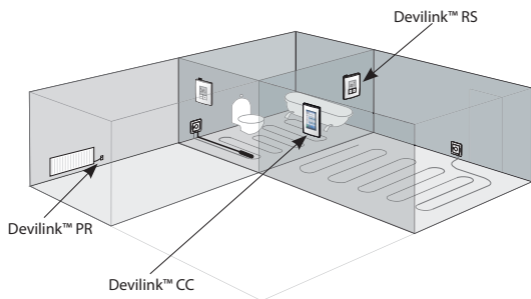
# ***Devilink™ PR – Plug in Relay Installation Manual***

**DEVI** ™  
Member of the Danfoss Group

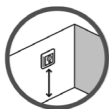


The Devilink™ PR (Plug in relay) is a device for switching heating elements or other electrical equipments ON/OFF, either manually or by schedule.

Installation scenario:



# Placement of Devilink™ PR



Installation and placement must be according to local building regulations.



## Operation modes

Devilink™ PR supports two types of operation modes.

1. Heating regulation
2. ON/OFF switching

When using Devilink PR for heating regulation in a room you also have to install a Devilink RS and consider the following advices for controlling the heating.

**Do not install floor heating system without a floor sensor when the heating element is installed on or beneath wooden surfaces and other surfaces sensitive to temperature!**

# Installation of Devilink™ PR

## Installation of Devilink™ PR

1. Connect Devilink™ PR to a SCHUKO socket/outlet.



### Configuration:

See Step-by-Step guide in Devilink™ CC instruction manual.

**NB! Heating elements which is connected to Devilink™ PR have to be self protective against overheating.**

## Trouble shooting

Green LED ON	Relay OFF/Standby
Red LED ON	Relay ON/Heating
Green LED fast flash	Inclusion or link test
Red LED short flash	Inclusion not OK Link test not OK

### **Factory reset of Devilink™ PR**

Disconnect the unit to cut off power. Hold the install button down while reconnecting power. Keep pressing the install button until the LED gives a red flash. (approx. 5 sec).

## *Disposal Instruction*



## Technical specifications

<b>Operation voltage</b>	230 V AC, 50 Hz
<b>Standby consumption</b>	<1W
<b>Load</b>	2300 W, 460 VA, 600 W Incandescent Bulbs
<b>Regulation</b>	PWM or ON/OFF
<b>Ambient temperature</b>	0° to +35°C
<b>Transmission frequency</b>	868.42 MHz
<b>Transmission range in normal buildings</b>	Up to 30 m
<b>Transmission power</b>	Max. 1 mW
<b>IP class</b>	20
<b>Dimensions</b>	106 mm × 59 mm × 75 mm

## The 2 Year DEVI Warranty

You have purchased a DEVI heating system which we are sure will serve to improve the comfort and economy of your application.

DEVI provides superior electrical heating solutions for total climate control in and around homes and buildings. DEVI offers a complete product program with Deviflex™ heating cables or Devimat™ heating mats, Devireg™ thermostats, Devifast™ fixing strips and Devi Self-limiting heating cables combined with additional products completing the product program.

This 2 year warranty applies to all DEVI products.

Should you, against all expectations, experience a problem with your DEVI product, you will find that DEVI offers a 2 year warranty from the date of purchase on the following conditions:

During the warranty period DEVI shall offer a new comparable product or repair the product in case the product is found to be faulty by reason of defective design, materials or workmanship. Repair or replacement shall be carried out at DEVI's discretion. DEVI shall not be liable for any consequential or incidental damages including, but not limited to, damages to property or extra utility expenses.

This warranty shall only be valid on production of proof of purchase and must be submitted to the installer or seller without undue delay.

An extension of the warranty period following repairs undertaken under warranty cannot be granted.

The DEVI Warranty shall not cover any damage caused by incorrect conditions of use, incorrect installation or if installation has been carried out by non-authorized electricians. All work will be invoiced in full if DEVI is required to inspect or repair faults that have arisen as a result of any of the above.

The DEVI Warranty shall not extend to equipment which has not been paid in full.

DEVI will, at all times, provide a rapid and effective response to all complaints and inquiries from our customers.

The warranty explicitly excludes all claims exceeding the above conditions.

# The 2 Year DEVI Warranty

## Warranty Certificate

**The DEVI™ Warranty is granted to:**

Name:

---

Address

---

City:

Country:

Telephone:

---

### Attention:

The Warranty Certificate must be completed correctly for the Warranty to be valid.  
Please read the Warranty conditions above.

Type of thermostat:

Electrical installation by:

---

Article number:

Date:

---

Suppliers Stamp:







**Article No: 08096055**

**Version: 01.02**

DEVI Electroheat Ltd.  
Brickfields Business Park,  
Woolpit,  
Bury St. Edmunds  
Suffolk IP30 9QS  
Tel: 0845 434 9991  
Fax: 0845 434 9489

VIFRR112 11/2009

