

## Datasheet

# Electronic Solar Heat Regulator SH-E01

### Application



The regulator is used for utility water management in solar heating systems. The solar heat circuit circulation pump is controlled on the basis of the differential temperature between the solar collector and the hot-water tank.

If the differential temperature is higher than the preset start-up temperature differential, the circulation pump will be in operation. The pump will run until the temperature differential is 2°C.

### Functions

The regulator is simple to install and easy to operate for the end-user:

- Electrical connections on wall plate
- Installer settings on regulator back
- Pump exercise
- User settings on regulator front
- Design suitable for use in any room
- Fault indication in display
- Forced cooling in case of overtemperature
- 24-hour backup in case of power failure

### Ordering

Product	Type	Code Number
Regulator including 2 temperature sensors	SH-E01	088H2001
Regulator excluding temperature sensors		088H2000
1 temperature sensor	-	088H2050

Accessories		
Sensor pocker, brass	length 112 mm	993N3568
Sensor pocker, brass	length 182 mm	993N3569
Heat-conductive paste, aluminium	8 g	041E0110
Heat-conductive paste, aluminium	800 g	041E0111

### Data - Electronic Regulator

Supply voltage	230 V AC $\pm$ 10%
Power consumption	25-42 mA
Switching action	Type 1B
Pump output	230 V AC, max. 2(1)A
Alarm output	230 V AC, max. 2(1)A
Connections	2 x NTC sensor, pump, external alarm
Enclosure	IP40
Ambient temperature	0 to 45 °C
Transport temperature	-20 to 60 °C
Min. operating value	0.5 °C/minute
Control pollution situation	Pollution degree 2
Ball pressure T	75 °C
Rated impulse voltage	2.5 kV
Software classification	Class A
Dimensions, H x W x D	90 x 135 x 26 mm
Weight	215 g
Temperature display	T1, solar collector: -9 to 150 °C. T2, tank bottom: 0 to 99 °C
Approvals	EN60730-2-9, LVD, 2006/95/EC, EN60730-1, DTI type approval obtained, EMC 2004/108/EC

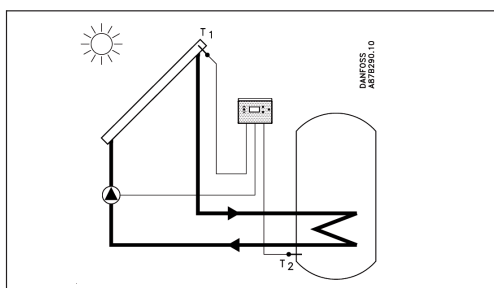
# Datasheet Solar Heat Regulator - SH-E01

## Data - Temperature Sensor

Type	NTC	
Temperature Range	-20 to 200 °C	
Sensor Accuracy	Max. 2% of full scale:	-40 til 90 °C: ±1.0 °C, 90 til 150 °C: ±2.5 °C 150 til 200 °C: ±3.5 °C
Sensor diameter x length	Ø 6 mm x 50 mm	
Cable	3 m. 0.5 m approved for 200 °C, the rest for 105 °C	

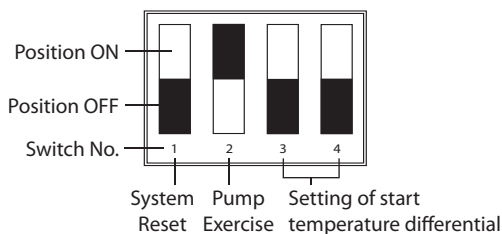
Sensor cables can be extended by double-insulated cable, min. 2 x 0.75 mm<sup>2</sup>, max. length 50 m.

## Operating Principle



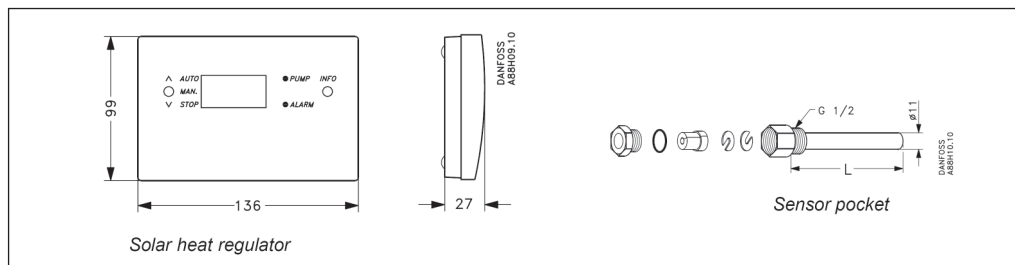
- T1: Temperature sensor in solar collector
- T2: Temperature sensor in hot water tank
- Circulation pump
- Solar heat controller

## Installer Settings

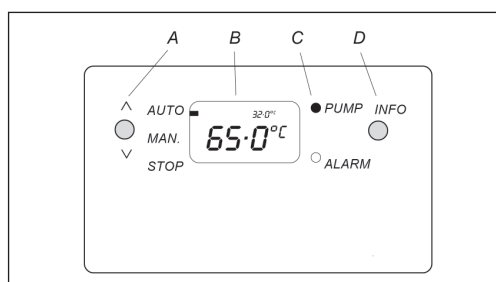


Switch No.		Start temp. differential
3	4	
OFF	OFF	5°C
OFF	ON	10°C
ON	OFF	15°C
ON	ON	20°C

## Dimensions



## User Settings



- A) Setting of pump operation pattern: AUTO, MAN or STOP.
- B) Display mode: Temperature, output or fault in alarm mode.
- C) Indication of pump operating mode and alarm
  - Green lamp is lit when pump is running
  - Red lamp indicates alarm
- D) Shift between display modes: Temperature or solar heat output

Danfoss can accept no responsibility for possible errors in catalogues, brochures, and other printed material. Danfoss reserves the right to alter its products without notice. This also applies to products already on order provided that such alterations can be made without subsequent changes being necessary in specifications already agreed. All trademarks in this material are property of the respective companies. Danfoss and the Danfoss logotype are trademarks of Danfoss A/S. All rights reserved.